

We use a conference organizing app “Confit” for ICAR2026.

First, create or login your account at <https://icar2026.confit.atlas.jp/login>

The screenshot shows the ICAR 2026 website interface. At the top, the header includes the ICAR 2026 logo, the text "20th International Congress on Animal Reproduction Obihiro Japan", and a navigation bar with "Confit Website", "Help", and "About Confit". A sidebar on the right contains the text "ICAR 2026 Local Organizing Committee for 20th International Congress on Animal Reproduction (ICAR2026)". The main content area is titled "New Submission - ICAR 2026" and contains a box with the following information:

- Call for Abstracts: August 1 (Fri.), 2025 (JST)
- Abstract Submission Deadline: October 31 (Fri.), 2025 (23:59pm, JST)
- Early Registration Opens: September 1 (Mon.), 2025 (JST)
- Early Registration Deadline: March 31 (Tue.), 2026 (23:59pm, JST)
- Regular Registration Deadline: May 20 (Wed.), 2026 (23:59pm, JST)

Below this box, there is a section titled "Log-in or Create a New Account" with a green button labeled "Log in / Create a new account". A red callout bubble with the text "Here!" points to this button. To the right of the button, there is a section titled "Do you already have 'A-Pass (formerly Confit account)'?" with a paragraph explaining that A-Pass is an account that can be used repeatedly at other meetings and at future meetings using "Confit". It also states that if you don't have one, you should just create a new account. At the bottom, it mentions that A-Pass eliminates the need to create an account for each meeting and to manage multiple email addresses and passwords, and provides a link to a detailed explanation of A-Pass.

The screenshot shows the 'A-Pass (formerly Confit account) Login / Creating an account' page. It features two main sections: 'Check for an account' and 'Create a new account'. The 'Check for an account' section has a text input field and a button labeled 'Check for an account' with a right arrow. The 'Create a new account' section has a text input field and a button labeled 'Create a new account' with a right arrow. To the right, there is a 'Log in' section with an 'Email address' input field containing 'xxxxxx@ec-mice.com', a 'Password' input field with masked characters, a 'Forgot Password?' link, and a large green 'Log in' button with a right arrow. A link 'If you cannot log in' with an external link icon is at the bottom of the login section. Two red callout boxes are overlaid: one on the left pointing to the 'Create a new account' button, and one on the right pointing to the 'Log in' button.

For New User
Create your account to click here!
Go to Page 3

For Existing User
Enter your information to login!
Go to Page 8

Create a new account

If you do not have an A-Pass, you need to create one. Prepare an email address and a password and create a new account.

Log in

Email address
xxxxxx@ec-mice.com

Password
.....

[Forgot Password?](#)

Log in

[If you cannot log in](#)

Set your email and a password.

Creating a new account

Enter the following information to create an account:

Enter an email address and a password

Email address

Password Setting

Alphanumeric characters and symbols can be used. Type eight characters or more, including uppercase and lowercase letters and numbers.

Please enter the password you want to use 

Confirm and agree to the [Terms of Service](#) (including the [Atlas Common Terms of Service](#)) and [Data Use Policy](#).

☐ I agree to the Terms of Service and Data Use Policy

 Next (send authentication code)

[← Back to Log in](#)

Flow of creating a new account

1. Enter an email address and a password. Click “Next (send authentication code)” to send an account registration code.
2. Enter the account registration code shown in the email you received and authenticate it by clicking “Create account.”
When the code has been authenticated, the login screen will be displayed again. Log in using your registered password.

You receive an email with
“Account registration code”

[082745] A-Pass: Checking account registration ▶ 受信トレイ x

noreply.confite@atlas.jp
To 自分 ▼

Account registration code : **082745**

ICAR 2026

Registration will be complete when the above account registration code is entered on the screen.

The code is valid for a period of 30 minutes.
If the period of validity has expired, please register the account again from the beginning.

This email is automatically sent to those who have registered accounts.
Discard this email if it has been sent in error.

[Terms of Service](#) [Data Use Policy](#)

← 返信 → 転送 😊

Creating a new account

📧 An email was sent to asamihoshi26@gmail.com.

⚠ Do not close this screen. Open another window to check the email.

[Click here to create an account with other email address.](#)

Entering an account registration code

Enter the six-digit code shown in the email you have received.

123456

➡ Create account

Flow of creating a new account

1. Enter an email address and a password. Click “Next (send authentication code)” to send an account registration code.
2. Enter the account registration code shown in the email you received and authenticate it by clicking “Create account.”
When the code has been authenticated, the login screen will be displayed again. Log in using your registered password.

A-Pass (formerly Confit account) Login / Creating an account

✓ The account has been created. Log in using your registered password.

❗ Confit account renamed to A-Pass

If you have a Confit account, you can use it as an A-Pass. If you are not sure whether you have an A-Pass, please go to “Check for an account”. If you do not have an A-Pass, please go to “Create a new account”. For a detailed explanation of A-Pass, please click [here](#).

Check for an account

If you are not sure whether you have an A-Pass, enter the email address you might have registered before to check whether an account has been created.

Check for an account



Create a new account

If you do not have an A-Pass, you need to create one. Prepare an email address and a password and create a new account.

Create a new account



Log in

Email address

XXX@ec-mice.com

Password

[Forgot Password?](#)

➔ Log in

[If you cannot log in](#)


Enter your email and the password registered.

You can skip this stage...

Registration of contact address to reset the password

Next, register a contact address to reset the password.


If you cannot log in to the account, receive a reset notification from the contact address register using the following procedures. Addition is voluntary.

[What is registration of a contact address to reset the password?](#) 

Email address to reset the password

 Not set


Whenever possible, register an email address that can be perpetually used, such as an individual's email address.

 **Register an email address to reset the password**

Mobile phone number to reset the password

 Not set

You can receive a password reset code through SMS text.

 **Register a mobile phone number to reset the password**

Skip →

ICAR 2026 20th International Congress on Animal Reproduction Obihiro Japan

ICAR 2026

Local Organizing Committee for 20th
International Congress on Animal
Reproduction (ICAR2026)

Enter your information.

1 Enter your information 2 Confirm your information 3 Completed!

Enter your information

Please register your information and Log-in information.

Your Information

Title Required ☐ Prof. ☐ Dr. ☐ Mr. ☐ Ms. ☐ Mx.

Name Required Given/First Middle Initial (Optional) Last
 e.g. Taro e.g. J. e.g. Smith

Affiliation Required

Department / Unit Required

Address Required
 e.g.) 1-2-3 Hifumi-cho, Chiyoda-ku, Tokyo

Zip/Postal Code
 e.g.) 123-5678

1 Enter your information 2 Confirm your information 3 Completed!

Confirm your information

Please register to check the registration details.

Your Information

Title Mx.

Name Hanako Yamada

Affiliation EC Inc.

Department / Unit Sales

Address testtesttesttest

Zip/Postal Code 150-0031

Country/Region Japan

Email hoshiepro@gmail.com

← Back

Submit

Confirm your information
entered and click
"Submit".

1 Enter your information 2 Confirm your information 3 Completed!

Completed!

Your information has been registered.

← To Top

The screenshot shows the 'A-Pass (formerly Confit account) Login / Creating an account' page. It features a header with the 'confit' logo and a 'Help' link. A central message box states: 'Confit account renamed to A-Pass. If you have a Confit account, you can use it as an A-Pass. If you are not sure whether you have an A-Pass, please go to "Check for an account" or if you do not have an A-Pass, please go to "Create a new account". For a detailed explanation of A-Pass, please click [here](#).' Below this, there are two main sections: 'Check for an account' and 'Create a new account'. The 'Check for an account' section includes a text prompt: 'If you are not sure whether you have an A-Pass, enter the email address you might have registered before to check whether an account has been created.' and a button labeled 'Check for an account' with a right arrow. The 'Create a new account' section includes a text prompt: 'If you do not have an A-Pass, you need to create one. Prepare an email address and a password and create a new account.' and a button labeled 'Create a new account' with a right arrow. On the right side, there is a 'Log in' section, which is highlighted by a red rounded rectangle. This section contains an 'Email address' input field with the text 'xxxxxx@ec-mice.com', a 'Password' input field with masked characters, a 'Forgot Password?' link, a large green 'Log in' button with a right arrow, and a link 'If you cannot log in' with an external link icon. A red callout bubble points to the login form with the text: 'Enter your email and password registered before.'

confit

Help

A-Pass (formerly Confit account) Login / Creating an account

Confit account renamed to A-Pass
If you have a Confit account, you can use it as an A-Pass. If you are not sure whether you have an A-Pass, please go to "Check for an account" or if you do not have an A-Pass, please go to "Create a new account". For a detailed explanation of A-Pass, please click [here](#).

Check for an account

If you are not sure whether you have an A-Pass, enter the email address you might have registered before to check whether an account has been created.

Check for an account →

Create a new account

If you do not have an A-Pass, you need to create one. Prepare an email address and a password and create a new account.

Create a new account →

Log in

Email address
xxxxxx@ec-mice.com

Password
.....

[Forgot Password?](#)


→ Log in

[If you cannot log in](#)

Enter your email and password registered before.

ICAR 2026

20th International Congress on Animal Reproduction
Obihiro Japan



ICAR 2026
Local Organizing Committee for 20th
International Congress on Animal
Reproduction (ICAR2026)

Top - ICAR 2026

Registration

Early Registration Deadline: March 31 (Tue.), 2026 (23:59pm, JST)
Regular Registration Deadline: May 20 (Wed.), 2026 (23:59pm, JST)

Abstract Submission

Abstract Submission Deadline: October 31 (Fri.), 2025 (23:59pm, JST)

You will not be able to submit, edit your information, or withdraw your presentation after the submission deadline.

Abstract Submission Status

There are currently no submissions marked as 'Completed' or 'Not Completed'. All your submission statuses are shown on this page and can be edited at any time during the submission period.

Abstract Submission

You must agree to the following terms and conditions. If you agree, please check "Agree" and then click "New Submission".

- Copyrights of submitted abstracts belong to the International Congress On Animal Reproduction. The abstracts will be published in electronic materials.
- The organizing committee reserves the right not to contact submitters in case the program does not meet the requests for presentation order preference.

☒ Agree

New Submission

Tick "Agree" and Click "New Submission" to proceed the submission.

1 Authors / Affiliations
2 Presentation information
3 Confirmation (Submission has NOT been completed yet)
4 Completed

Authors / Affiliations

You will be logged out after 60 minutes of inactivity. Please click 'Save & Continue' regularly to avoid losing your progress.

Affiliations

Please enter the affiliations of all authors.
*You can register up to 30 affiliations. Please click "+ Add" to register more affiliations.

Save & Continue

No.	Affiliations
e.g.	XXX University
1	<input type="text" value="EC Inc."/> <input type="text" value="Country/Region (Please select)"/>
2	<input type="text" value="Affiliation"/> <input type="text" value="Country/Region (Please select)"/>
3	<input type="text" value="Affiliation"/> <input type="text" value="Country/Region (Please select)"/>
4	<input type="text" value="Affiliation"/> <input type="text" value="Country/Region (Please select)"/>
5	<input type="text" value="Affiliation"/> <input type="text" value="Country/Region (Please select)"/>

+

Authors

Please enter the authors and associate affiliations with the respective authors.

*You can register up to 20 authors. Click 'Add' to add more.

*Please enter the names in the order they should appear in the program. You can reorder them by dragging and dropping.

Save & Continue

No. Sort by drag and drop	Authors Name	Affiliation Please add affiliation(s) by selecting from the affiliations you have entered.
e.g.	John P. Smith	1. Xxx University (Japan)
<div>+</div> <div>1</div> <div>Speaker</div>	<div>First</div> <input type="text" value="Hanako"/> <div>Middle Initial (Optional)</div> <input type="text" value=""/> <div>Last</div> <input type="text" value="Yamada"/> <div>Email</div> <input type="text" value="hoshiepro@gmail.com"/>	<div>Please select an affiliation. If none , please check "Independent".</div> <div>1. EC Inc. <div>Delete</div></div> <div>Please select ▼</div> <div><input type="checkbox"/> Independent</div>
<div>+</div> <div>2</div> <div>Speaker</div>	<div>First</div> <input type="text" value="e.g. Taro"/> <div>Middle Initial (Optional)</div> <input type="text" value="e.g. J."/> <div>Last</div> <input type="text" value="e.g. Smith"/> <div>Email</div> <input type="text" value="Email"/>	<div>Please select an affiliation. If none , please check "Independent".</div> <div><input type="checkbox"/> Independent</div>
<div>+</div> <div>3</div> <div>Speaker</div>	<div>First</div> <input type="text" value="e.g. Taro"/> <div>Middle Initial (Optional)</div> <input type="text" value="e.g. J."/> <div>Last</div> <input type="text" value="e.g. Smith"/> <div>Email</div> <input type="text" value="Email"/>	<div>Please select an affiliation. If none , please check "Independent".</div> <div><input type="checkbox"/> Independent</div>
<div>+</div> <div>4</div>	<div>First</div> <input type="text" value=""/> <div>Middle Initial (Optional)</div> <input type="text" value=""/> <div>Last</div> <input type="text" value=""/> <div>Email</div> <input type="text" value=""/>	<div>Please select an affiliation. If none , please check "Independent".</div> <div><input type="checkbox"/> Independent</div>

← Back to Top

+

Add

Click to proceed the next step.

Next Presentation information →

1 Authors / Affiliations 2 Presentation information 3 Confirmation (Submission has NOT been completed yet) 4 Completed

Presentation information

All fields with Required are required.

You will be logged out after 60 minutes of inactivity. Please click 'Save & Continue' regularly to avoid losing your progress.

Presentation information

*Final decisions on topics is made by the Program Committee.

Save & Continue

Topic Required

First choice Category Please select

Second choice Category Please select

Third choice Category Please select

Presentation Type Required

☐ Poster

Paper Title

Category

- Please select
- Please select
- 1. Spermatology and sperm quality
- 2. Male reproductive physiology
- 3. Oocyteogenesis
- 4. Embryogenesis and differentiation
- 5. Cryobiology of gametes and embryos
- 6. Pregnancy, placental function, and parturition
- 7. Nutrition and reproduction
- 8. Neuroendocrine control of reproduction
- 9. Reproductive physiology
- 10. Reproductive pathologies
- 11. Reproductive system diseases
- 12. Epigenetics in disease
- 13. Environmental stress and animal reproduction
- 14. Environmental toxins on female reproduction
- 15. Artificial intelligence and imaging methods in reproduction
- 16. Bovine embryogenesis
- 17. Bovine follicle and CL
- 18. Bovine oviduct and uterus
- 19. Bovine IVP and ART

Available symbols

Select "Topic"s up to 3.

Paper Title

Please enter the title of your presentation carefully, as it will appear on the conference website, the book of program and in the proceedings exactly as entered.

[Important Note]

- When copying text from MS Word, line breaks and formatting (bold, italic, underline, subscript, superscript) will be preserved. Please refer to the [available symbols](#) for use in the form.
- Greek characters like " α " and " β " inserted using the Symbol font in MS Word may appear as "a" and "b" after pasting. To ensure proper display, use the [available symbols](#) instead.

Save & Continue

Paper Title

Paper Title Required

B I U x² x₂ I_x

Abstract

Abstract Required

B I U x² x₂ I_x

[Purpose]

[Method]

[Results]

Within 400 words.

Save & Continue

Click to confirm.

Keywords

Save & Continue

No.	Keywords
e.g.	animal reproduction
1	testtest
2	testtest
3	Keyword
4	Keyword
5	Keyword

Copyright Transfer

Save & Continue

Copyright Transfer Required

☒ I agree to the ICAR 2026 Copyright Transfer Policy.

Next Confirmation (Submission has NOT been completed yet) →

Back to Authors / Affiliations

Back to Top


1 Authors / Affiliations 2 Presentation information 3 Confirmation (Submission has NOT been completed yet) 4 Completed

Confirmation (Submission has NOT been completed yet)

Submission has not been completed yet. Please submit to check the registration details.

Authors / Affiliations

Authors

Speaker	Name	Affiliation
	Harako Yamada Email: hoshig@eo-mice.com	1. EC Inc. (Japan)
	Taro Yamada Email: hoshig@eo-mice.com	2. ABC (Algeria)

[← Edit Authors / Affiliations](#)

Presentation information

Presentation information

Topic: Category: 18. Bovine oviduct and uterus
Category: 16. Bovine embryogenesis
Category: 15. Artificial intelligence and imaging methods in reproduction

Presentation Type: Poster

Presentation Type: Poster

Paper Title: testtest

Abstract: testtest
testtest

Keywords: testtest
testtest111

Copyright Transfer: I agree to the ICAR 2026 Copyright Transfer Policy.

[← Edit Presentation Information](#)

[Submit](#)

[Back to Top](#)

1 Authors / Affiliations 2 Presentation information 3 Confirmation (Submission has NOT been completed yet) 4 Completed

Completed

✓ Your submission has been received.
Submission No. : C000002

[Back to Top](#)

Click to complete.

Top - ICAR 2026

Registration

Early Registration Deadline: March 31 (Tue.), 2026 (23:59pm, JST)
Regular Registration Deadline: May 20 (Wed.), 2026 (23:59pm, JST)

Abstract Submission

Abstract Submission Deadline: October 31 (Fri.), 2025 (23:59pm, JST)

You will not be able to submit, edit your information, or withdraw your presentation after the submission deadline.

Abstract Submission Status

Completed [Edit](#) [View Submission Information](#)

testtest

*Hanako Yamada¹, Taro Yamada² (1. EC Inc. (Japan), 2. ABC (Algeria))

Keywords : testtest, testtest111

Submission No. C000002	Presentation Type Poster
First choice 18. Bovine oviduct and uterus	Second choice 16. Bovine embryogenesis
Third choice 15. Artificial intelligence and imaging methods in reproduction	
Registered date Jul. 31, 2025 4:08 PM JST	Last modified Jul. 31, 2025 4:08 PM JST

Abstract Submission

You have reached the maximum number of submission.
Please withdraw or delete your existing submission records before starting a new submission.

It shows you that your submission has been completed.

A confirmation email will also be sent to you once your submission is complete.

[ICAR 2026] Abstract Submission Completed (Submission No. C000003) [受信トレイ](#)

noreply.confite@atlas.jp

22:39 (0 分前) ☆ 😊

To 自分, icar2026

Dear Mx. Hanako Yamada,

Thank you for submission to the ICAR 2026.

Your abstract has been submitted.

Submission No.
C000003

Title:
testtesttesttest

You can modify your registered information and abstract from the following URL.